

INSTRUCTION MANUAL

MODEL NO.:





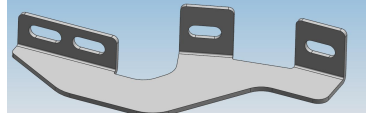
PRODUCT DESCRIPTION: 80 INCHES SHARK STYLE SIDE STEP'S BRACKET FOR RANGER T6 12-15

1、 Notes :

①All pictures in the instruction manual are for reference only. The pictures may be different from the real products, but the installation method is the same.

②For security, please check regularly whether all accessories connected well with the car before driving.

2、 Parts List : (The following parts do not include standard car installation parts)

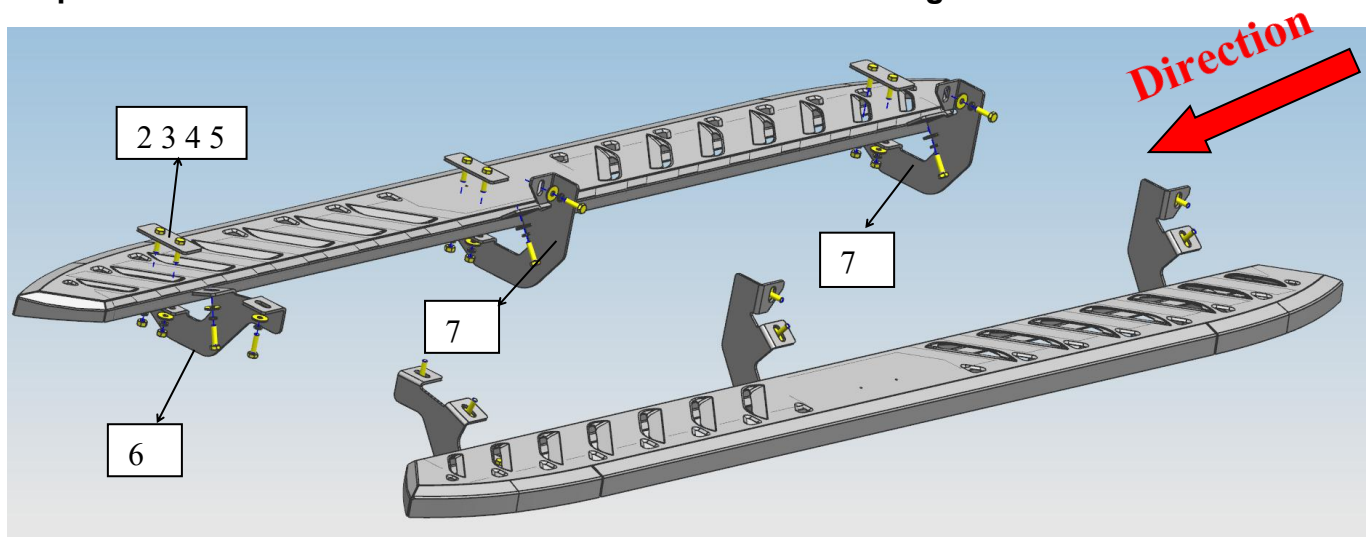
SN.	NAME	QTY.	SPEC.	GRAPHIC
1	HEXAGON BOLT	12	M8*30	
2	HEXAGON NUT	12	M8	
3	SPRING WASHER	24	D8	
4	BIG FLAT WASHER	24	D8	
5	T-BOLT	6		
6	FRONT BRACKET	2		
7	MIDDLE/REAR BRACKET	4		

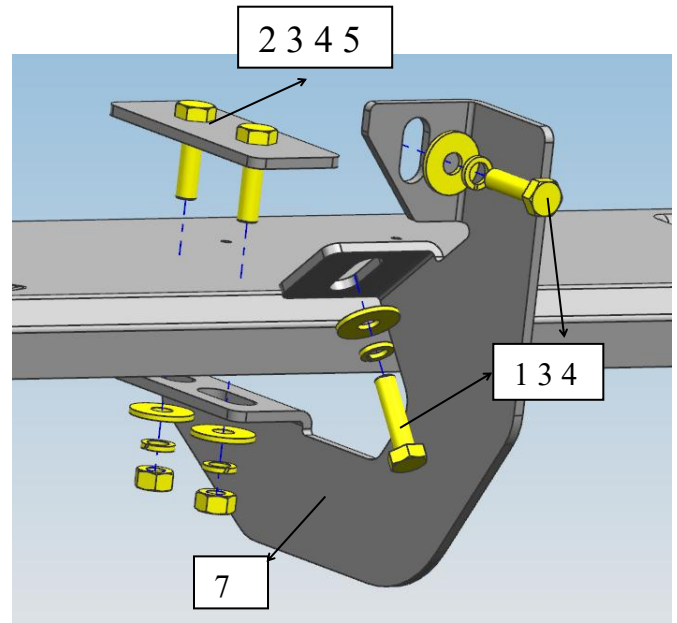
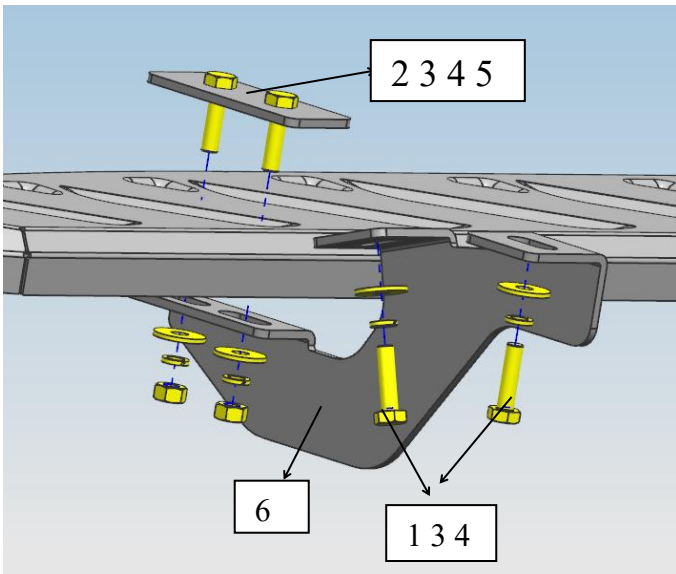
3、 Installation Procedure:

Step 1: Check whether the accessories are complete by referring to the accessory list and installation drawing.

Step 2: As shown in the drawing, tighten the bar with bolts.

Step 3: Check whether the bolts are miss and all bolts are tightened.





4、 Disclaimer: The related problems and losses caused by improper installation and use are not covered by our warranty.